

50^{Years} Dog Training Club of Dallas County, Inc.

Dog Training Excellence

PAW PRINT

Dog Training Club of Dallas County Members Newsletter • www.dallasdogtraining.org



Generations Trained at DTCCDC



Sheryll Barker's beautiful three generation dogs are our CoverDogs this month:

(Left to right) Daniel, Windcrest King of Hearts CDX PCD RE THDS CGC TKA, is 12.5 years; Emma, Windcrest Enchanted Heart CD BN RE THDX CGC TKN, is 7 years; and Theodore, Aidan's Heartpath THDN CGC, is 2 years. All three have received their training at DTCCDC. They are perfect examples of why our club has continued to flourish for 50 years.

**Dog Training Club
of Dallas County, Inc.**

Celebrating

50 Years

Dog Training Excellence

1974-2024

MARCH 2024

See other photos submitted for CoverDog on [page 21](#).


MARCH BIRTHDAYS

Grayan Vargo	3/1
E'Lynne Elliott	3/5
Lorna Willhelm	3/7
Pamela Chrystal	3/8
Douglas McCuen	3/17
Kay Mashburn	3/19
Benita Zapata	3/21
Jan Bruner	3/23
Melissa Chojnacki	3/24
Pamela Joyce	3/24
Lisa Wharton	3/25
Marye Boyce	3/27
Jeff Young	3/27
Tamra Mason	3/28
Robert Gonzales	3/29



MARCH GENERAL MEETING MARCH 12 @ 7 P.M.

CLICK Here TO REGISTER IF YOU WILL BE ATTENDING USING ZOOM.



THEME: HEALTH CHECKS

A Very Happy Birthday To All!

Members are asked to bring a wrapped gift to the club meeting for the month of their Birthday. All members are encouraged to buy a ticket for \$1 or 3 for \$2. The gifts go to the winners of the Sunshine Drawings.



Sunshine funds raised by the drawing are used to purchase cards, flowers, or other expressions of care and concern for club

members who need support and comfort.

Our Sunshine fund has been slightly funded by this drawing over the last few years. However, our members have still needed to know of our love during their trying times. If you want to donate please go to our website, <http://www.dallas-dogtraining.org/>, to the *Members Only* section, and select *Sunshine Donation*. You can donate with PayPal or a credit card.

Your donation is NOT tax deductible since we are not-for-profit organization.

Sunshine Fund Report

	January	YTD
Proceeds	\$ 48.00	\$48.00
Expenditures	(0)	(0)
Net	\$48.00	\$48.00

In this issue:

- [A Word from Our President3](#)
- [A Note from Your Training Director4](#)
- [Session 2 Training Schedule5](#)
- [Information We Need to Know.....6](#)
- [Nametags, Membership and Evaluators9](#)
- [Board Meeting Minutes.....10](#)
- [General Membership Meeting Minutes.....13](#)
- [New Club Signage for 50th Anniversary.....16](#)
- [T3: AKC Fit and Fetch Titles Programs17](#)
- [Upcoming DTCCDC Outreach Events18](#)
- [Members Participate in School Career Day20](#)
- [CoverDog Submitted Photos21](#)
- [Health Checks27](#)
- [Remembering 50 Years at DTCCDC31](#)
- [Questions & Answers42](#)
- [Advanced Rally Class Photos by Kadee Inglehart45](#)
- [STAR Puppy, CGC and Trick Dog Titles.....46](#)
- [DTCCDC Library Recommendations50](#)
- [Legislative Liaison Report51](#)
- [Show & Go on April 1352](#)
- [KUDOS.....53](#)
- [Welcome New Member54](#)
- [DTCCDC Bulletin Board.....55](#)
- [Braggs & Wags.....57](#)

A Word from Our President



As we continue with our 50th anniversary celebration, let's enjoy the moments and appreciate the time spent making memories while training our beloved pups.

For the past 50 years our club members have created family-like bonds. And just like in any family, we celebrate

together, support one another through challenges, and delight in the unique personalities that make each member special and valued.

I honor the dedication and passion of those who laid the foundations for our club. As we look at the highlights of the past 50 years of the DTCCDC, we can clearly see a very unique and wonderful group of people who worked together and built a legacy that few clubs can claim.

We, who are the current members, stand ready to lay the club groundwork for the next 50 years. Let's continue the legacy of impacting our community and building our DTCCDC family. Everything I see fills me with optimism for the future of this club.

Your President,

Ruth Miles



Mail address:

P.O. Box 380104
Duncanville, TX 75138-0104

Physical address:

604 Crestside Dr,
Duncanville, TX 75137

2023 Officers & Directors

President - Ruth Miles
Vice President - Melissa Chojnacki
Training Director - Lisa Wharton
Secretary - Lisa Gonzales
Treasurer - Barbara Elliott
Member at Large - Marye Boyce
Member at Large - Jan Bruner
Member at Large - Shelley Carr
Member at Large - Michele Hosey

Corporate Directors:

Lynda Holman
Mark Malone
Maurine Pearson

The objectives of the Club shall be:

- A. To develop and present training programs which will produce dogs which are both obedient and happy, a source of pleasure and pride to their families and good citizens in their communities.
- B. To promote responsible dog ownership through obedience training and other dog-related activities.
- C. To prepare and educate trainers and dogs for successful participation in competitions, trials, tests and competitive dog sports.

Article I, Section 2 of the Dog Training Club of Dallas County, Inc. Constitution and Bylaws As Amended as of November 10, 2020

A Note from Your Training Director



Spring is knocking on the door. Nature is waking from the winter slumber - revitalizing us with fresh inspiration and energy. If your dog has been a bit deficient in the exercise department during the holidays and colder weather, now is the time to dedicate your time and energy into helping your best friend regain peak physical performance. Remember to start slowly so they don't injure themselves and need recuperation time. As you are taking those walks, mix things up by adding some skill behavior training. Remember, training does not have to be structured and boring. Training can happen anywhere and anytime. Use your imagination. The more creative your training locations the less distracted your dog will be by external activity.

Happy Training!

Lisa Wharton, Training Director

All of Dorothy's troubles could've been avoided if she had just put Toto on a leash.



Remember to be the example and always put your dog on a leash!

If anyone has any ideas for topics they would like to see presented at the Members Training Program? Please feel free to submit them to the training committee at: training@dallasdogtraining.org



Session 2 Training Schedule

Below are the classes for Session 2 which starts on February 26 and runs through April 7. We are currently looking for volunteers for the 2024 Session 3. If you are available, please contact the Training Committee.

Best Regards,

Lisa Wharton, Melissa Chojnacki, David Elliott, Pam White
2023 DTDCD Training Committee

Have a question? Contact the training committee at: training@dallasdogtraining.org

M O N D A Y	Class	Time	Start/End	Instructor	Assistant	Assistant	Assistant
M O N D A Y	Puppy	3 - 4 p.m.	2/26 - 4/1	Cancelled			
	Beginner	6 - 7 p.m.	2/26 - 4/1	Sherry Worley	Kristal Hatcher, Lisa Gonzales, John Reeves		
	Puppy	7:15 - 8:15 p.m.	2/26 - 4/1	Jeff Young	Tawany Schaffer, Holly Taylor, Brandon Taggart		
	Intermediate	8:30 - 9:30 p.m.	2/26 - 4/1	Lisa Wharton	Maysel McGown		
T U E S D A Y	Master Nosework*	1 - 4 p.m.	2/27 - 4/2	Jan Hitchborn/Benita Zapata/Georgann Hughes			
	DTCCD Board Meeting	7 p.m.	3/5 & 4/2	Ruth Miles			
	DTCCD General Meeting	7 p.m.	3/12 & 4/9	Ruth Miles			
	DTCCD Club Training	7:30 - 8:30 p.m.	2/27	Training Committee			
	Conformation Class**	6 - 7 p.m.	2/27	Ken Hagmueller			
	Conformation Class**	6 - 7 p.m.	3/19 - 3/26	Ken Hagmueller			
W E D N E S D A Y	Open/Utility*	10 a.m. - 12 p.m.	2/28 - 4/3	Mona O'Gorman			
	Intermediate	12:15 - 1:15 p.m.	2/28 - 4/3	Pam White	Felicia Ruhter, Cindy Sullivan, Lily smith-Kirtley		
	Beginner	1:30 - 2:30 p.m.	2/28 - 4/3	Pam White	John Warren, Michelle Hosey, Carol Ford		
	Trick Dog Nov & Int	2:45 - 3:45 p.m.	2/28 - 4/3	Michele Hosey			
	Beginner	6 - 7 p.m.	2/28 - 4/3	Michelle Moorman	Shelley Carr, Kinnie hardaway		
	Puppy	7:15 - 8:15 p.m.	2/28 - 4/3	Mary Ann Magness	Stephanie Schoolcraft, Benita Zapata		
T H U R S D A Y	Novice polish	8:30 - 9:30 p.m.	2/28 - 4/3	Melissa Chojnacki		Amy Whitmer	
	B Nose & B Obedience*	2 - 3 p.m.	2/29 - 4/4	Jan Hitchborn/Benita Zapata/Georgann Hughes			
	Rally Master*	3:15 - 4:30 p.m.	2/29 - 4/4	Chris Swain			
	Rally Novice	6 - 7 p.m.	2/29 - 4/4	Sheryll Barker	Barbara Elliott		
	Rally Adv & Ex	7:15 - 8:15 p.m.	2/29 - 4/4	Sheryll Barker	Michelle Moorman		
F R I D A Y	Beginner Open/Utility*	8:30 - 9:30 p.m.	29 - 4/4				
	Open/Utility*	10 a.m. - 12 p.m.	3/1 - 4/5	Mona O'Gorman			
	Advance Nose Work	6:15 - 7:15 p.m.	3/1 - 4/5	Jan Hitchborn/Benita Zapata/Georgann Hughes			
S U N	Beg Nosework	7:30 - 8:30 p.m.	3/1 - 4/5	Jan Hitchborn/Benita Zapata/Georgann Hughes			
	Adv Open *	11 a.m. - 12 p.m.	3/3 - 4/7	Sheryl Archer/Joan Jung			
	Adv Utility*	1 - 2 p.m.	3/3 - 4/7	Sheryl Archer/Joan Jung			

* prerequisite ** no class during club events



Information We Need to Know



1.	<p>Lock Codes: Please contact Ruth Miles at 817-899-7808 or (rv_miles@yahoo.com) if you need the codes. We have replaced the combination lock on the front gate. The new lock has green tape around it and the code has NOT changed. Please note, when entering the numbers, align them in the middle.</p>
2.	<p>Incident Reports: Should you be at the club and something happens, a dog fight, someone falls, a bite (by dog or human) whether during a class or a members meeting to practice, please complete an incident report so the training committee and/or board are aware of the issue. The forms are in the white cabinets in the front closet. Complete the form with as much detail as possible and then put in Training Director box.</p>
3.	<p>Upcoming Board Meetings: March Board Meeting will be held March 12 at 7 p.m. April Board Meeting will be held April 2 at 7 p.m. Upcoming General Meetings: March General Meeting is a hybrid and will be held on March 12 at 7 p.m. April General Meeting is a hybrid held April 9 at 7 p.m. Register for the zoom access at: https://us06web.zoom.us/meeting/register/tZcpf-ygpzlsG9QsqMOP3d_waKiPUcd6tGEz</p>
4.	<p>Fill out Class Registration Sheet for your dog(s): Don't forget all members bringing their dogs to the club need to fill out an Annual Class Registration sheet for each dog. Place it alphabetized in the white notebook on top of the white cabinet located by the front door. Remember these forms are in lieu of having to show proof of dog's vaccinations.</p>
5.	<p>The Club has a Zoom account for meetings. If you need to have a committee meeting, training meeting, etc. contact Donna or Margaret, they can set you up. Donna Heishman (donna@heishman.net) or Ruth Miles at 817-899-7808 or (rv_miles@yahoo.com)</p>
6.	<p>The next Show 'N Go is scheduled for April 13. Registration will open March 29 at 6 a.m. at this link. Future Show & Gos are scheduled for: 🐾 June 1 🐾 July 6 Contact Marilyn Hopkins by phone at (469) 236-4736 or email at hopkinsmarilyn2@gmail.com with questions. Margaret Culbertson and Ruth Miles are also contacts. See the flyer on page 52.</p>
7.	<p>The club's Wi-Fi and password information is located in the purple binder labeled WIFI, located on white cabinet, nearest the front door.</p> <ul style="list-style-type: none"> • New users - Sign the Acceptable Use Policy Form, then file alphabetically. • Previous users - Check the inside cover for the network name & password. <p>Contact: Donna Heishman, Technology Chair</p>
8.	<p>FOR MEMBERS ONLY! The code for class registration is: peacelovetrain Classes are found at: https://www.eventbrite.com/cc/dog-training-classes-905939</p>
9.	<p>Submit items for PawPrint to Editor Lana Shuman at: pawprint@dallasdogtraining.org Questions? Call or text her at 214-244-0960.</p>
10.	<p>Please contact Vernon Miles, maintenance chairman, if you see anything at the club that needs his attention. Contact Vernon by email at: rv_miles@yahoo.com or cell at: 469-853-8293</p>

Information We Need to Know



11. Missed Class Policy
 Attending class for free is a benefit of membership. Entering a class prevents both members and non-members from class participation once the class limit has been reached. If a non-member cannot register revenue for the club is lost.
 If a club member signs up for a class session and misses three or more classes without notifying the instructor or training director of the absence for reasonable cause (injury or illness of the person or dog) prior to class, they will not be eligible to enroll in classes the next session.



12. First Responder Discount Policy
 First responder discounts will be limited to Law Enforcement Officers, Firefighters, EMT, and Paramedics.

13. Sunshine Fund
 December and January birthdays will be recognized at the January meeting.
 If your birthday is being recognized, feel free to bring a wrapped gift for the raffle. If you have any questions please contact E'Lynne Elliott at elynnew@gmail.com.



14. Train the Trainers Sessions
 Topic: To Be Decided
 Date: March 26, 2024
 Time: 7:30 - 8:30 p.m.
 Registration will open soon for the train the trainer on March 26. More details will be coming out soon! Watch your email.



15. Return Equipment to Original Storage Location
 When using the equipment in the storage area please return the equipment and any equipment moved in the process back to the original location. Several members have spent hours straightening that room and it would be nice if it could be maintained in an organized manner. The more careful everyone is with the equipment the longer it can be used.



16. Help Wanted by Technology Committee
 We need assistance setting up the technology for our hybrid meetings.
[Donna Heishman](#)
 Technology Committee



17. Please **DO NOT turn the AC/Heater off or switch between the two settings.** It is on a program and set to jump from heat and cool as needed during the day. If turned off or on one setting it cannot cycle as needed. If it's too hot or too cold when you arrive and you do not know how to properly adjust it, please text me 214-926-4273. I can adjust it remotely.
Margaret Culbertson

Information We Need to Know



18.

I want to remind everyone that our **Facebook** page is seen by the public. We always want to put our best foot forward on that. Not club concerns, criticism, maintenance items, etc.



Please use the group email to discuss club business and issues.

Use the FB page to promote the club and its activities, events, training tips - positive items that we want the public to know.

Thank you!

Ruth Miles



19.

Leash Reminder

Just as a reminder, all dogs should be on leash entering/exiting or in the potty area. This is for the safety of everyone's dogs. There are loose dogs that can enter the property and if they were in back of building you would be surprised with potentially harmful consequences to your dogs.



Thank you for your cooperation and keeping everyone safe.

Lisa Wharton



20.

Gate Configuration

Pam White came up with the ring gate configuration which helps prevent dogs entering the back door from jumping on or having access to dogs in the seating area. The ring gates are also about four feet further on the floor. Allowing more room in gallery area. See photos below:



Let's utilize this setup to help make our classes safer for everyone.

Happy Training,
Lisa Wharton



21.

Rabies Certificates

All members must carry the hard copy or photo on your phone of each rabies certificates for dogs that are training at the club facilities.



22.

Allergies, Covid, RSV and Canine Respiratory Disease

If you have symptoms please stay home (away from club classes) while you are symptomatic. Wash your hands and avoid contact with your face, cover your cough and sneezes with a tissue and then dispose of it. Also, remember canine respiratory disease is also going around so if your dog is unwell please do not bring them to the building. Please be considerate of others.

Past DTCCDC Presidents

Are you interested in purchasing a name tag/badge to reflect your time as DTCCDC President? Something to wear at meetings and events recognizing you as part of a special group who served the club. Of the 27 past presidents who served over the last 50 years, only 11 are still members. (See [page 38.](#))

I'm thinking the badge would be something like the attached. The estimated cost is around \$14 to \$16. The badge would include the following information with a magnetic back:

- DTCCDC Logo
- name
- Past President
- year - year

Let me know if you are interested.

Thanks!

Donna Heishman, 214-693-6689



Active Membership Requirements:

For persons sixteen (16) years or older who wish to work to accomplish the objectives of DTCCDC and contribute their time to the tasks necessary to further these goals.

Only Active Members may vote at Club meetings. To remain an Active Member in good standing, a member should qualify yearly in one or more of the following ways:

- A. Serve as chair or working member of a DTCCDC committee
- B. Perform tasks on behalf of DTCCDC not formally assigned to a committee
- C. Serve as an instructor or an assistant in DTCCDC training classes
- D. If elected, carry out the duties of a position on the Board

*From THE DOG TRAINING CLUB OF DALLAS COUNTY, INC. CONSTITUTION AND BYLAWS.
As Amended as of November 10, 2020. Article II, Section 1: Membership*



AKC CGC Evaluator Opportunity

Want to become a new AKC CGC Evaluator and train S.T.A.R. Puppies for DTCCDC? We have an independent sponsor who can help you with your first AKC evaluator fee!

Anyone interested in becoming a new AKC Evaluator, who meets AKC requirements, and commits to teach at least two STAR Puppy classes their first year, please contact our training committee for more info. Offer is limited to two new evaluators per year.

Dog Training Club of Dallas County

Board Meeting – February 6, 2024

Minutes

Meeting called by	Ruth Miles
Type of meeting	Board Meeting
Facilitator	Ruth Miles
Note taker	Lisa Gonzales
Attendees	At Club: Michelle Hosey, Barbara Elliot, Shelley Carr, Ruth Miles, Marye Boyce, Jan Bruner, Lisa Gonzales, Lisa Wharton, Melissa Chojnaki Online: Mark Malone
MEETING CALLED TO ORDER – Ruth Miles	
Discussion	<ul style="list-style-type: none"> Ruth Miles called the meeting to order at 7:01 PM

SECRETARY’S REPORT – Ruth Miles

Discussion	<ul style="list-style-type: none"> December and January’s board meeting minutes have been published in Pawprint, are there any correction?
Conclusion	<ul style="list-style-type: none"> Approved by consensus

TREASURERS REPORT – Barbara Elliott

Discussion	<ul style="list-style-type: none"> Dues report-Membership Dues that have not been paid by Jan 31 are now closed accounts and will need to start/join again.
Total Income	\$ 6,097.90
Total Expense	\$ 6,806.72
Total	\$ (708.82)
Sunshine Income	\$ 48.00
Sunshine Expense	\$ -
Total	\$ 48.00
Conclusion	

TRAINING COMMITTEE - Lisa Wharton

Discussion	<ul style="list-style-type: none"> Train the Trainer event. Sniff N Go AKC Fit and Fetch (2 programs) Session 2 starts Feb 26th
------------	--

Conclusion	<p>Lisa W - Sniff n Go, No Sniff N Go, suggestion is to have a “try it” teaching dogs to imprint on smells or a seminar. The Training Committee will give more consideration and decide how to proceed.</p>
------------	---

SHOW N GO – Ruth Miles

Discussion	<ul style="list-style-type: none"> • Due to a conflict in scheduling the March SNG has been canceled. • All others are on schedule.4/13, 6/1 and 7/6
Conclusion	<ul style="list-style-type: none"> • approved

SOCIAL COMMITTEE - Lisa Gonzales

Discussion	<ul style="list-style-type: none"> • Summer Social and 50th anniversary party will be held at the same time.
Conclusion	<ul style="list-style-type: none"> • June 22 1 – 4 p.m. The club will be open to the public the last hour

MEMBERSHIP - Shelley Carr

Discussion	<ul style="list-style-type: none"> • One new member to vote on at the General Meeting
Conclusion	<ul style="list-style-type: none"> • Approved last month by board

MAINTENANCE - Ruth Miles

Discussion	<ul style="list-style-type: none"> • n/a
Conclusion	<ul style="list-style-type: none"> •

SUGGESTION BOX – Ruth Miles

Discussion	<ul style="list-style-type: none"> • n/a
Conclusion	<ul style="list-style-type: none"> •

EVENTS – Ruth Miles

Discussion	<ul style="list-style-type: none"> • Strut Your Mutt is scheduled for April 13th at Fair Park, Nicole is working with Joan from the SPCA on getting us a vendor spot indoors, vendor cost would be \$200. • Sheri and Diane will attend LAE middle School career day (2/9), Pam White is available for questions. • Premium for Lonestar Obedience is out and DT CDC is listed as a sponsor for Rally classes.
Conclusion	<ul style="list-style-type: none"> •

50th Anniversary – Shannon Quinn

Discussion	<ul style="list-style-type: none"> • 50th anniversary, review logos. • The committee would like to get some updated novelty items with the 50th anniversary and logo on them, they could also be used for advertising purposes. • Committee will keep budget under \$500.
Conclusion	<ul style="list-style-type: none"> • Approved

CGC – Terri Schur

Discussion	<ul style="list-style-type: none">• We will have a CGC at the club Saturday February 24,• Terri will send out an email for volunteers
Conclusion	-

MEMBER-AT-LARGE – Jan, Marye, Michele, Shelly

Discussion	<ul style="list-style-type: none">• Have you contacted your groups?• Anything to share from members?
Conclusion	n/a


OLD BUSINESS – Ruth Miles

Discussion	<ul style="list-style-type: none">• AED has been received we are coordinating schedules to get it installed
Conclusion	

NEW BUSINESS – Ruth Miles

Discussion	<ul style="list-style-type: none">• For Training Committee consideration - members have asked if it is possible for videos of Train the Trainer sessions to be recorded and added to members section of the website.• This could also be used to demonstrate different obedience/rally techniques.• I have spoken to Glen feels the website can handle the video hosting
Conclusion	<ul style="list-style-type: none">• Approved

By consensus, meeting adjourned at 7:52pm
Respectfully submitted for approval, Lisa Gonzales



Recently, Ring caught the motion of a stray dog behind the building on our property. It has been seen several times. As Lisa Wharton has mentioned, be careful. Keep your dogs on a leash.

Dog Training Club of Dallas County

General Meeting – February 13, 2024

Agenda

Meeting called by	President
Type of meeting	General Membership Meeting
Facilitator	Ruth Miles
Note taker	Lisa Gonzales
Attendees	See Attendance Roster –
	<p>CALLED TO ORDER BY Ruth Miles 7:00 pm</p> <ul style="list-style-type: none"> • Thanks to everyone for being present online and at club • Please keep reports and discussions short • Let's please respect our fellow club members and not talk during brags. • Thank you for snacks – Kinnie Hardaway and Shelley Carr

SECRETARY'S REPORT – Ruth Miles

Discussion	January general meeting minutes were published in the February Pawprint
Conclusion	If no corrections, approved by consensus-approved

TREASURER'S REPORT – Barbara Elliott

Discussion	<ul style="list-style-type: none"> • Financial report 												
	<table border="1" style="width: 100%;"> <tr> <td>Total Income</td> <td style="text-align: right;">6097.90</td> </tr> <tr> <td>Total Expenses</td> <td style="text-align: right;">6808.72</td> </tr> <tr> <td>Total</td> <td style="text-align: right;">-708.82</td> </tr> <tr> <td>Sunshine Income</td> <td style="text-align: right;">48</td> </tr> <tr> <td>Sunshine Expense</td> <td style="text-align: right;">0</td> </tr> <tr> <td>Sunshine Total</td> <td style="text-align: right;">48</td> </tr> </table>	Total Income	6097.90	Total Expenses	6808.72	Total	-708.82	Sunshine Income	48	Sunshine Expense	0	Sunshine Total	48
Total Income	6097.90												
Total Expenses	6808.72												
Total	-708.82												
Sunshine Income	48												
Sunshine Expense	0												
Sunshine Total	48												
Discussion	<ul style="list-style-type: none"> • Yearly Membership Dues \$50. Individual, \$75. Family, \$20 Associate and Jr • Membership renewal period has ended. 												
Conclusion	<ul style="list-style-type: none"> • 												

SUNSHINE – Shelly Carr

Discussion	<ul style="list-style-type: none"> • The sunshine raffle box is available at the meeting. The Sunshine club needs donations. We would love for you to participate but participation is not required. Also, if you don't want to buy raffle tickets but want to donate you can put it in the raffle box too. Thanks! • 1 ticket-\$1.00, 5 tickets \$3.00 • February's birthdays announced at meeting
	<ul style="list-style-type: none"> • Raffle drawing winner: Melissa C.

PawPrint – Lana Shuman

	<ul style="list-style-type: none">• The March PawPrint theme is Health Checks for your dog, what do you do?• Deadline for submission is February 21, 2024.• If you want your picture considered for the front cover photo, please note that when submitting.• Suggestions for upcoming PawPrint Topics are encouraged.• Please send pictures and brags to Lana at the pawprint email.• pawprint@dallasdogtraining.org
--	--

MEMBERSHIP – Shelly Carr

Discussion	<ul style="list-style-type: none">• Introducing Lila Finger- new member applicant. Shelley Carr and Benita Zapata both assisted the classes she took and spoke up for her.
Conclusion	<ul style="list-style-type: none">• Board approved; Melissa Chojnaki seconded approval. Voted in by club tonight.

TRAINING – Lisa Wharton

Discussion	<ul style="list-style-type: none">• Lisa read the Clubs objectives to the membership and asked if anyone disagreed with them. Nobody did. Making the point that we need everyone to give 100% to the clubs training program for it to be successful.• Train the Trainer Feb 27th 7:30 pm. Fit and Fetch AKC programs.
Conclusion	Need Monday 8:30 p.m. Intermediate instructor and Novice Polish (Melissa C volunteered at Meeting to instruct Novice Polish.

TECHNOLOGY – Donna Heishman

Discussion	<ul style="list-style-type: none">• If you have an affinity for technology, you are invited to volunteer for this committee.• Thanks to Michelle Moorman for helping set up the hybrid meeting tonight.• Meeting tba for assigning duties to people interested
------------	--

SHOW N GO – Ruth Miles

Discussion	<ul style="list-style-type: none">• Next Show N Go is April 13• Scheduled SNG's (no SNG in May) June 1, and July 6• Marilyn Hopkins is the new SNG Chair, Margaret will assist.
------------	---

CGC, CGCA, Trick Dog Testing – Terri Schurr

Discussion	<ul style="list-style-type: none">• We will have the CGC at the Club, Saturday February 24.
	<ul style="list-style-type: none">• Sign up available on Eventbrite.• When: Saturday, February 24, 2024 Time: 9:30 a.m. Where: DTCDC Training Facility

50th Anniversary – Shannon Quinn

Discussion	<ul style="list-style-type: none">• 50th Committee – Raffles and Auction items being collected.• News stations have been contacted.
	<ul style="list-style-type: none">• Raffle at end of tonight's meeting in celebration of our 50th anniversary both online and in person included. Winner: Vicki Jackson

EVENTS – Ruth Miles

Discussion	<ul style="list-style-type: none"> • Shari Price and Diane Gosset attended the LAE Middle School career day, It was well organized. The kids had pre-prepared questions for each vender and took notes. • The club has been invited back to the SPCA Strut your Mutt for April 13 set up 7 a m., starts 9 a.m. We will have an indoor booth with space available for participants to do a small rally demo. • We have also been invited back to, Opal Lawrence Dog Derby Days in Mesquite 10 a.m. – 1 p.m. April 20th • This event is outdoors and with plenty of room for demos.
Conclusion	Asking members interested in attending these two events to email Ruth. Sign up sheet also passed around at meeting.

Purchasing – Lynda Hollman

Discussion	<ul style="list-style-type: none"> • Anyone who needs a name badge needs to let Lynda know. There are some previously requested that have not yet been picked up in the box labeled name tags in the kitchen. • There are some free shirts that have been returned by people who no longer need them. On table at side of the room. As well as gold seals. • “Old School” sew on patches can be ordered from Donna Heishman. • Looking to recognize past presidents, perhaps a name badge with their name and year they served.
Conclusion	<ul style="list-style-type: none"> •

OLD BUSINESS –

Discussion	<ul style="list-style-type: none"> • N/A
Conclusion	<ul style="list-style-type: none"> •

NEW BUSINESS –

Discussion	
------------	--

Snacks for March 12, 2024, meeting Barbara Elliot and Jan Bruner

Adjourn meeting to brags at 7:37 p.m.

Respectfully submitted by Lisa Gonzales

For Snoopy, and only Snoopy, the AKC made an exception to its rule that dogs must be real to be registered, giving him the honorary number of Beagle-1.





New Club Signage

Special thanks to Bill and Donna Heishman for the new signage they produced for our 50th anniversary year. Great job! They look awesome.

(BTW - they also put the finishing touches on the new PawPrint Masthead and the 50th Anniversary logo.)



50^{Years} Dog Training Club of Dallas County, Inc.
Dog Training Excellence
PAW PRINT

DOG TRAINING CLUB OF DALLAS COUNTY
Est. 1974

Dog Training Club of Dallas County Members Newsletter • www.dallasdogtraining.org



T₃ – TRAIN THE TRAINER PROGRAM FOR FEBRUARY 2024

FYI: What Are the AKC Fit and Fetch Titles Programs?



A small but inquisitive group ventured out to learn about the AKC Fit Program and AKC Fetch Program. Thanks to Reagan Chojnacki for running the technical side of things – her quick thinking made things go smoother.

Pam White presented the information on [AKC Fit Program](#). There was a good discussion and as with any new program the changes are happening fast, so make sure you continue to read the regulations and stay up to date on changes. Prior titles are being grandfathered in to qualify for program points, a bonus for getting those other titles. There is a wide variety of activities allowed. The goal is to participate with your dog so both handler and dog are active together. Individual and Group walks qualify for points and must be documented over an 8-week period. You can meet up with other club members that live in your area to walk – what a great way to become more connected with other members.

The [AKC Fetch Program](#) will be both fun and challenging. The dog will retrieve at a distance amid visual distractions. The difficulty and distance increase at each level. It was pointed out that some of the handler directional cues are like those used for field events directing the dog to the prey. Melissa Chojnacki and Gozer demonstrated a novice Fetch pattern for the group and did a wonderful job. Gozer wagged his tail the whole time proving that training can be fun.



Thanks to Ruth Miles for bringing cookies. They were delicious.

This moderate weather will give way to excessive heat warnings very soon. So, get active with your dog now!



“Thank you to the Training Committee for another informative Train the Trainer event. It was great information and nice to connect with fellow members.”

Ruth Miles

“It was an excellent overview of the two new AKC titling programs. The presenters did a very good job explaining and demonstrating.”

Michele Hosey



We have 2 upcoming public events. It's been several months since the public has seen the Dog Training Club of Dallas County in action. We are hitting the road again!

If you didn't sign up at the last general membership meeting or text me that you can help – PLEASE read the information below and respond to me if you can help (text 817-899-7808 or email rv_miles@yahoo.com)...the more the merrier!

Remember that your dog must have a title to represent the club - basically any title except the S.T.A.R. Puppy Certificate. That doesn't mean you cannot come without your dog to answer questions and talk to interested people – or you can be a participant with your dog, you just cannot represent the club.

Ruth Miles

EVENT 1: SPCA Strut Your Mutt

Date:	April 13
Location:	Dallas Fair Park
Schedule:	
7 a.m.	Set up
8 – 10 a.m.	5k Run/Walk
10 a.m.	Tear Down

The race to end animal cruelty.

<https://spca.org/support-us/events/strut-your-mutt/#/form>

Details:

- We will have a booth inside the Tower Building with plenty of room to set up a rally course for demos
- Need some of you early risers for the 7 a.m. set up.
- We need members without dogs and members with dogs to chat with visitors.
- We need members with dogs willing to do demos.
- Need some people that can stay to tear down.



EVENT 2: Doggy Derby Day, Mesquite, Texas

Date:	Saturday, April 20 th
Location:	
9 a.m.	Set up
10 a.m. – 1 p.m.	Activities
1 p.m.	Teardown
Location:	Opal Lawrence Historical Park [Outside] 701-711 E. Kearney St. Mesquite, Texas 75149

Details:

- This Opal Lawrence Historical Park is very pretty. The grass is lush and green. There are approximately six historical buildings to see. It's well worth the few hours of your time to volunteer and to see these old buildings.
- We will have a booth and plenty of space for demos on nice grass. Our booth placement is right in the center of the activity. Besides demos we want to set up an interactive easy rally course for visitors to try with one-on-one help from DTCCDC members. With all the beautiful trees, a little area with a therapy dog or two for the young visitors to read to, would be a fun, different type of demonstration.
- We need members without dogs and members with dogs to chat with visitors. We need members with dogs willing to do demos. You can plan your own (or a group) demo.
- We want things that are exciting to an audience such as amazing utility exercises, rally, trick dogs etc.
- We need members with therapy dogs to be read to. We need members that are familiar with rally signs to guide visitors through the short course.



DTCDC Members Represent Club at School Career Day

Diane Gossett and Caleb with Shari Price and Ozzy attended Career Day for the La Academia de Estrellas Charter School on February 9. During the three hours, we had over 200 kids from grades 5-8 visit our table. They asked what we liked about our 'job', how long we had been doing it and many other questions. We were able to share how important it is to train and spend time with our dogs. The kids were quite enjoyable and were very conscientious about being around the dogs. Caleb and Ozzy are old pros at being surrounded by kids, so they made the most of all the attention. The kids were most impressed by Caleb balancing a treat on his nose and leaving it there until Diane told him he could have it. Needless to say, that is NOT one of Ozzy's tricks! He likes to shake paws!



Coverdog Photo shoot



Along with the CoverDog photo, Sheryll Barker shared this photo of her Super Bowl Cheerleader Emma with her cheerleading uniform and pom-poms. Her team won! Go, Chiefs!



The PawPrint CoverDog photo is open to everyone in the club.

Here is the criteria for submitted photos:

- They will need to be big at least 1 megabyte (high resolution) to be considered. (Don't reduce the photo size before sending it to me. If it is reduced in size I might not be able to use it as it could end up looking pixelated (fuzzy/blurry.))
 1. Action shots such as competition shots or class photos. (i.e. you in the show ring with your dog, you throwing for your dock diving pup, tracking with your dog working, your dog during herding trial, etc.)
 2. Or images with multiple club members and/or dogs. (Multiple people from the club and their dogs would be ideal.)
- A description of the photo will be needed so I can write captions.
- Any shots not chosen will be considered for use in other places in the newsletter, either in brags or a special photo album for a particular show or event you are competing at.
- PLEASE indicate in your email that you want your photo to be considered for the front page.



Coverdog

Photo shoot

Nicole and Stephane Desproges shared this photo of Finn. It doesn't get better than this. Here is a perfect photo of a proud Finn. He just won his BCAT. And boy does he know he did it right! This photo makes you smile.



Coverdog Photo shoot



Not Just Another Pretty Face

Mary Ann Magness shared these photos: "This is Fellow's daughter, Clover. The snow picture was taken at 10 weeks. She lives in Oklahoma, where she is a therapy dog with the Red Cross and works with military troops on deployment and return from over seas. She has also trained in Obedience, Rally, Dock Diving, Scent work, and Search and Rescue and loves the grandson of her owner."



Coverdog Photo shoot

Kristal Hatcher shared this photo of her pups. Teague and Tessa are St. Patrick's Day leprechauns. This photo was taken in March 2022. Happy St. Patrick's Day, girls!



Coverdog Photo shoot



Jan Hitchborn and her young pup Oliver. Oliver is an up and coming Nosework star.



Coverdog Photo shoot



Barbara and David Elliott share these really cute photos of Bailey. What a beautiful shamrock.



Health Check



*Tips from members.
Things they do to
keep their dogs
healthy.*

Jan Hitchborn:

Here are some things I do to keep my pups healthy.



We stay up to date on all vaccinations. In light of the new canine respiratory infection in the nation, I have adjusted Kennel Cough vaccination back to what was recommended in my dog rescue days and that is to vaccinate every six months.

I take care of parasites with HeartGuard Plus every month and Frontline Plus every four months or so. I live in a 2 year old neighborhood built on previously undeveloped land so trees and grass were all planted then. We don't have any small wildlife yet and haven't seen any fleas out in the yard.

Along with the basics above my pups also enjoy Omega 3 supplements by Nordic Naturals for Pets, Cosequin for joints and

a daily vitamin by NuPet. We do routine brushing of the teeth and once a year they are seen by the Tooth Fairy dental lady who comes to our home.

I also supplement their dinners by rotating toppings of broccoli, sardines, hardboiled eggs, or some Stella & Chewy's freeze dried food. Carrots are a daily home treat. Blueberries top the breakfast bowls daily for both pups and me! I do not over bathe them but they do get routine formal grooming and maintenance at home.

We train in Nosework and keep up with Rally to work their brains. Regular walks and swimming are routine as weather permits, and occasional massages for muscle tightness are a treat. I have recently purchased a hand-held LED light therapy product that my massage lady recommended. I am waiting for that to arrive.



Madison Gover:

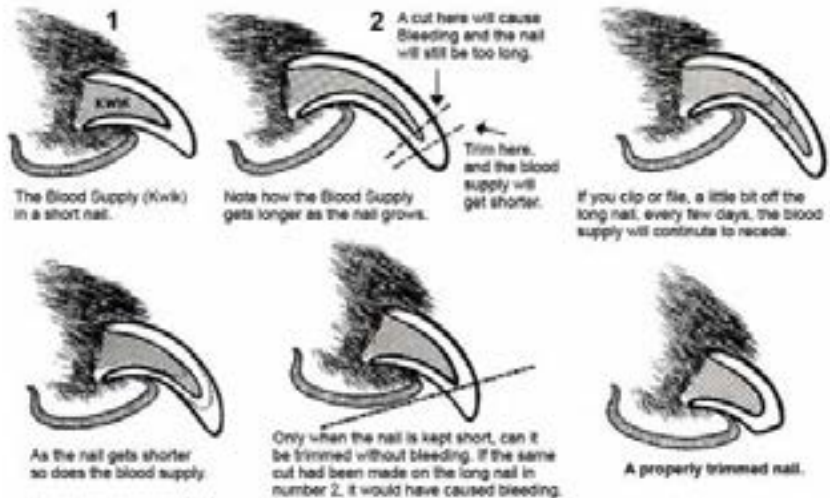


My dog gets her nails dremeled once every 5 days up to once every two weeks. This can ensure that the anatomy of the foot is not being compromised. Owning an achondroplastic (dwarfism) breed with crooks in the leg per the standard, I did my best to allow my dog's bones to grow as a puppy without being impeded by long nails. Long nails can cause splayed feet, toe deformities, and arthritis.

AKC Article on nail trims: <https://www.akc.org/expert-advice/health/how-to-trim-dogs-nails-safely/>

To top off a pawdicure, you can give your dog a rubbing of Musher's Secret on their paws to soothe any dry or chapped pawpads. It also makes them very soft!

Don't wash your furry friend's paws too often, though. Paws carry beneficial oils and secretions that are important to a dog's health and communication with other dogs. Remember when your hands were chapped raw from washing and sanitizing during COVID? If you find yourself needing to clean paws due to any potential contagious diseases or therapy dog work, be sure to treat them to Musher's Secret afterward!



Health
Check



Anonymous member:



We check our dogs' nail trims every other week. I mark my calendar to give me a reminder. This is also a time to check their ears, which may need cleaning.

We have bulldogs, so the skin folds are cleaned every day in the evening with a round textured cloth (sold in stores as a makeup remover pad but works great on dogs tear tracks and skin folds). We moisten the pad with warm water or a medicated solution depending on the condition of the folds/skin.

We accompany our dogs outside first thing in the morning to see the morning bowel movement to check its condition. By this I mean is it soft, loose, hard or little marbles. This gives us information on our dogs health as well. We also pick up in our yard on a daily basis in evenings so that we do have a pretty good

idea of the dogs health in terms of bowels. If you only pick up your yard every week or so you don't have such a good idea of how things are moving through your dog or if they seem to consistently have a small stool (maybe need a bit more food) or have large movements so maybe too much food. This of course also goes hand in hand with looking at the dog in terms of weight because too much weight or not eating enough also affects health.

We pay attention to our dogs temperaments on a daily basis. Are they active, seem to be happy and playful, or very lethargic or grouchy or even stiff after exercise. These things can also indicate problems or medical issues or perhaps they need more or less exercise, play or stimulation.

We make note of ear flopping, paw licking, rubbing around in the grass, etc. If any of these things are done excessively, they also indicate issues. The point is you have to be observant of your dogs because they cannot talk to us when things are not right or they feel bad.

My point is that dog care isn't just about training your dog, getting their vaccinations and feeding them, it is also about regular observations about their habits, temperaments, and bodily conditions such as nails, ears, skin issues, paw checks, etc. It also involves interacting with them in daily situations such as, training, play, exercise, feeding and resting times.

So, we sort of look at it like they are our children: We would notice a child who was cranky or out of sorts, had a loose stool or was not eating or was pulling on an ear. Our dogs are members of our family and as such, deserve our care and attention just as we would for a child.



Pat Ingram:



I put a splash of Bragg's vinegar in the dogs' water. They actually like it and it has kept my dogs from getting "hot spots". It does need to be the organic apple cider vinegar, not just plain vinegar.

Veterinarian Recommended Check List

- Is acting normal, active and happy.
- Does not tire easily after moderate exercise. Does not have seizures or fainting episodes.
- Has a normal appetite, with no significant weight change. Does not vomit or regurgitate food.
- Has normal appearing bowel movements (firm, formed, mucus-free). Doesn't scoot on the floor or chew under the tail excessively.
- Has a full glossy coat with no missing hair, mats or excessive shedding. Doesn't scratch, lick or chew excessively.
- Has skin that is free of dry flakes, not greasy, and is odor-free. Is free from fleas, ticks or mites.
- Has a body free from lumps and bumps. Has ears that are clean and odor-free.
- Doesn't shake head or dig at ears.
- Doesn't rub face and ears on the carpet after eating.
- Has eyes that are bright, clear and free of discharge.
- Has normal hearing and reactions to the environment. Walks without stiffness, pain or difficulty.
- Has healthy looking feet and short nails (including dewclaws). Breathes normally, without straining or coughing.
- Has normal thirst and drinks the usual amount of water at the same frequency.
- Urinates in the usual amount and frequency; color is normal, no unusual odor.
- Has a moist nose, free of discharge.
- Has clean white teeth, free from plaque, tartar or bad breath.
- Has gums that are moist and pink with no redness, swelling or offensive odor.
- Has no offensive habits (biting, chewing, scratching, or spraying urine, or aggressive behavior).

**Dog Training Club
of Dallas County, Inc.**

Celebrating

50 *Years*

Dog Training Excellence
1974-2024

Remembering 50 Years of DTCCDC

Throughout the rest of 2024 we will be remembering the history of our club as we look at photos and items from past PawPrints as well as highlights from club activities past and present. We have much to celebrate as we remember all the dogs and their humans who have trained here whether members or community friends.

Beginnings...

By Lynda Holman



In May 1973, my mother (Norma Walker) and I took our very first dog obedience training class with our poodles (mom's "Jean Paul" and mine "Marquis"). It was a beginner obedience class held in Oak Cliff (at the Wynnewood Shopping Center). The class was

Lynda and Marquis pose with their first place trophy and ribbon from their first class with Lucile Tufte.

taught by Lucile Tufte an instructor for Dallas Obedience Training Club

(now defunct). The beginner class graduation was on July 11, 1973, at the shopping center. I was thrilled when Lucile announced that Marquis and I won First Place with a score of 97 out of 100 and received the trophy and ribbon shown in the picture. The class was so much fun and from that day forward I was hooked on obedience training. Marquis and I continued to train and show in obedience trials and earned his CD and CDX. Marquis also became a Therapy Dog, and we went to nursing homes and other

Lynda's mom, Norma Walker, holds Marquis and Jean Paul, their poodles.

events. Lucile and many of the members of Lucile's Oak Cliff class were

the founding members of DTCCDC in 1974, including myself and Marquis and my mother and Jean Paul.



**Dog Training Club
of Dallas County, Inc.**

Celebrating

50 *Years*

Dog Training Excellence
1974-2024

Remembering 50 Years of DTCCDC

When the AKC trick program began in March 2017, DTCCDC already had a lot of interest in teaching their dogs tricks and earning titles.



The Beginnings of the Trick Dog Class at DTCCDC

How the Trick Dog class came to be a regular part of the classes offered at DTCCDC.

By Michele Hosey



Michele Hosey and Sawyer. "This photo was taken when I could still hold him!"

Several years ago, students from my Beginner and Intermediate classes requested that I teach a class of dog tricks. Each week, I had been teaching them tricks that my lab, Sawyer, and I had learned in an on-line course we had taken when he was a puppy. The students enjoyed the tricks so much that they wanted more!

The Training Director at the time, Jan Bajovich, suggested that I develop a proposed curriculum and submit it for consideration. Rather than re-invent the wheel, I decided to closely follow the AKC Tricks Program. That way, the dogs could earn ribbons and titles, as

they mastered the tricks. My proposal was accepted, and classes soon began in 2018.

In the beginning, I would teach the next week's new tricks to Sawyer so that I could troubleshoot for potential issues. I began frequenting Goodwill and yard sales to build a collection of props that could be used. Over time, Krissy Heishman, Shari Price and Carie Turner have each taught a session, as well.

Teaching and learning tricks strengthens the relationship between us and our partners in a low stress, fun environment. The primary method used is shaping, either with a clicker or a marker word. The process can develop confidence in both dog and human, and it helps the dog learn how to continue attempting a skill, rather than shutting down.

"Tricks" are simply behaviors that are ultimately paired with a signal or verbal cue. Many of these very behaviors also occur in other disciplines/ sports. Certainly, the instructional techniques are the same.

**Dog Training Club
of Dallas County, Inc.**

Celebrating

50 *Years*

Dog Training Excellence
1974-2024

Remembering 50 Years of DTCCDC


Michele Hosey has been sharing Tricks you can teach your dogs since April 2020. She faithfully researches and shares things she thinks will be fun for you and your dog. These two pages are images of the first trick she shared with the PawPrint. Enjoy!

Paw Print - April 2020

TRICK DOG CORNER By Michele Hosey

Are you looking for something new to do with your dog while you're home all day? There are LOTS of fun "tricks" videos on YouTube, and AKC has some good resources, as well. Here's a link to a video from the AKC website on teaching your dog to jump through a hoop.

https://youtu.be/iJg8V1Nxx_c



Page 23



**Dog Training Club
of Dallas County, Inc.**

Celebrating

50 *Years*

Dog Training Excellence
1974-2024

Remembering 50 Years of DTCCDC

The monthly trick dog feature was a result of the Covid-19 protocols mandated by the CDC. President Shari Price suggested the column as a way to encourage members when they were unable to attend classes.

Paw Print - April 2020

Have fun!

When you've mastered that trick, try teaching your dog to jump through your arms!

<https://youtu.be/IJzica-iTqM>



**Dog Training Club
of Dallas County, Inc.**

Celebrating

50 *Years*

Dog Training Excellence
1974-2024

Remembering 50 Years of DTCCDC

The Re-Dedication of the building in 2016 was chaired by Jan Hitchborn. Here is her speech and a first-hand memorial to founder Lucile Tufte....

Welcome, Re-Dedication Address

By Jan Hitchborn



Thank you for being here today for the rededication of our building and club founded over 40 years ago and made possible by a woman of strong character and resolve, Lucile Tufte. I had a chance to be taken on a verbal trip down memory lane of the beginnings of the club by Maurine Pearson, Lucile’s best friend, and she made Lucile and her friends come alive for me. Lucile had a core group as dedicated as she; all with a passion for dogs and dog obedience training. The primary mission of this group was to

All of the photos from the 2016 re-dedication were lost. Jan graciously posed for this photo earlier this year.

help prevent dogs being surrendered to shelters or turned out loose on

the streets for misbehavior or unruliness. They felt obedience training for handlers and dogs was the best foundation to help dogs stay with their families.

Dog obedience can have different meanings to different folks. A good definition found at Vocabulary.com says “dog obedience is teaching dogs to obey commands and show good behavior. Obedience is being respectful.” Isn’t this what every handler and family wants in their canine companion?

Obedience is the foundation needed for handler and dog to participate in any dog sport or activity – rally, obedience trials, agility, nosework, therapy dog, dock diving, disk competition, barn hunt, tracking, or for simply going to the park and for walking the neighborhood. It builds a bond between handler/family and dog that results in mutual respect and an ethic of working together to be the best of teams and the best representatives to the public. This is still the mission of DTCCDC today 42 years later.

Now stop and think about that – 42 years and DTCCDC is still here at this location serving the public by training people and dogs through obedience to be their best. Think back over 42 years or shorter of all those fads, stores, movements and organizations that are no longer in existence. It is a testament to the dedication of the members of DTCCDC that we are still here going strong. The history is a long successful one and those members, long time and new and in between, work hard to keep the purpose and passion of Lucile and her core group alive – Adult Charter Members: Katie Blute, Sally Browning, Rose Callahan,

**Dog Training Club
of Dallas County, Inc.**

Celebrating

50 *Years*

Dog Training Excellence
1974-2024

Remembering 50 Years of DTCCDC

Lucile Tufte was the catalyst for the founding of our club.

Linda Jones, Billie Alice (B.A.) Moon, Gloria Nelson, Sheila Noonan, Grace Robinson, Ruth Robinson, Judy Schwander, Lucile Tufte, Lynda Walker [Holman], Norma Walker, Jim Walsleben, and Ruby Walsleben
Child Charter Members: Kelly Browning, Kristie Tufte, Dottie Walsleben, Robert Walsleben, Timmy Walsleben.

And so we raise our hands in salute to these ladies and gentlemen and promise to continue the mission they started all those years ago.

To conclude, I would like to read a short note sent to me by one of the early club members who became my first dog trainer and eventually directed me here to this club. I heard many antidotes from early members, but I believe her words will have a lasting impression on all of us and bring a special smile to those charter/early members.

In Memory of Lucile

By Helen Cariotis



It is with complete honesty that I say Lucile Tufte was an important influence on my training and instructing. So were many other DTCCDC members from those very early days. But Lucile holds a spot no one else can: she was the very first contact I had with the club. Even so many years later, I still remember that conversation, and am thankful that she was the one who spoke with me that day. I am grateful for her

Lucile, at left, watches members paint the inside walls for the first time as the building was being constructed.

kindness, patience, and her ability to inspire me to train my dog.

It was in 1975 and there was no building, no automated phone system. I had called up and I got

a real dog trainer on the phone! I wanted to get into the June beginner class with my very big and out-of-control rough collie. I had a brand new human baby and to say I was overwhelmed would be about right! Lucile talked to me for a long time, said all the right things to reassure me, and even found lots of positives to say about collies. She never asked why I'd get a big dog when I had been expecting a baby, or didn't have a fenced yard, and for sure didn't know anything about

training. She did give me solid, practical advice for the problems I was having, and yes, she signed me up for the June class. Next was the park and Lynda, and the rest, as the saying goes, is history.

Thanks for everything, Lucile. And I hope you are causing a lot of commotion up there when you go out to train Dammit. Yes, I still remember the first time I heard you command, "Dammit, come!" I, and so many others, owe you much.

**Dog Training Club
of Dallas County, Inc.**

Celebrating

50 *Years*

Dog Training Excellence
1974-2024

Remembering 50 Years of DTCCDC

Memories and Pointers . . .

I was going through some files and came across this training certificate. (Do you see who signed this certificate?) Rhett was a black and tan German Shepard who was a beloved family member enhanced by the training he received at the club. We have brought 5 dogs to the club for obedience over the years.

Thanks, Jean Robson



GOING TO YOUR FIRST DOG SHOW?

List of items to take with you

Peggy Phelps

For those members who have not ever shown or has been a long time, Peggy Phelps has provided us with a list of items we should take with us.

In Town

1. Clean and well groomed dog and person
2. Leash and collar (bring extras just in case)
3. Water for your dog-(large plastic containers with water from home or bottled water)
4. Drink and food for you
5. Personal chair-be sure to mark with your identification
6. Crate and dolly
7. Dog treats
8. Rules and regulations for whatever venue you are showing in.
9. Grooming supplies, dog-brush, waterless shampoo, towels
10. First aid kit
11. Poop bags
12. Lint brush

Out of Town

1. Food for your dog
2. First aid kit for your dog. Be sure and include medication for diarrhea
3. Personal blanket/cover for the hotel bed (always cover the beds)
4. Extra pick up bags
5. Towels for drying feet and dogs
6. Pillow
7. Something to help you sleep (smile)
8. Water and food bowls. Water for the show site
9. Toys
10. Clothes
11. Crates for motel and show site. Sheet or blanket to cover crate at show site.
12. Dog papers (vaccinations records) Judging schedules, paper to keep score
13. Chair for you
14. Camera for your winning picture (smile)
15. Snacks

**Pointers from February
2007 PawPrint by former
training director and
president Peggy Phelps.**

**Dog Training Club
of Dallas County, Inc.**

Celebrating

50 *Years*

Dog Training Excellence
1974-2024

Remembering 50 Years of DTCCDC

DTCCDC Presidents 1974 - 2024

* Current Members **Outlined** indicates their first term for counting purposes

1974: President – Jim Walsleben

1975: President – Lynda Walker (Holman) *

1976: President – Lynda Walker (Holman) *

1977: President – Lucile Tufte

1978: President – Maurine Leffingwell (Pearson) *

1979: President – Grace Robinson

1980: President – Roberta Ladner

1981: President – Roberta Ladner

1982: President – Lynda Holman *

1983: President – Sylvia Littlepage
& Sharon LaCroix

1984: President – Lynda Holman *

1985: President – Pam Lee

1986: President – Judy Harmon

1987: President – Pam Lee

1988: President – Libby Parmer-Hail

1989: President – Libby Parmer-Hail

1990: President – Bob Garrett

1991: President – Bob Garrett

1992: President – Peggy Phelps

1993: President – Peggy Phelps

1994: President – Jo Humphrey

1995: President – Jo Humphrey

1996: President – Virginia Grossman

1997: President – Virginia Grossman

1998: President – Nancy Malone *

1999: President – Maurine Pearson *

2000: President – Maurine Pearson *

2002: President – Peggy Phelps

2003: President – Toni Skiles

2004: President – Toni Skiles

2005: President – Dennis Lyons

2006: President – Judy Brown *

2007: President – Judy Brown *

2008: President – Dee Ann Kilbourn

2009: President – Robin Romig *

2010: President – Robin Romig *

2011: President – Lisa Wharton *

2012: President – Lisa Wharton *

2013: President – Lisa Wharton *

2014: President – Robin Quintana *

2015: President – Robin Quintana *

2016: President – Donna Heishman *

2017: President – Donna Heishman *

2018: President – David Elliott *

2019: President – David Elliott *

2020: President – Shari Price *

2021: President – Shari Price *

2022: President – Margaret Culbertson *

2023: President – Margaret Culbertson *

2024: President – Ruth Miles *

**Dog Training Club
of Dallas County, Inc.**

Celebrating

50 *Years*

Dog Training Excellence
1974-2024

Remembering 50 Years of DTCCDC

This article first ran in the October 2016 PawPrint. We will be re-publishing highlights of articles from past issues for historical and educational purposes.

How I Organize or Prepare for My Classes

By Sandi Myers for DTCCDC on Tuesday, September 6, 2016.

I usually try to do a little preparation ahead of time, but sometimes I just do stuff on the fly depending on what level class I am teaching. I like to have a plan for the sequence of events to create a flow to the class. I might seek out ideas using the internet or other more experienced friends for unique ideas or games. These techniques might apply to any class, not just dog training.

I usually start with something fun. Like an ice breaker at a party. Something that gets the dog and handler engaging with each other in a new way. It is something that everyone in the class should be able to do no matter the skill level of the handler & dog.

I want everyone to stand up. Right now. Stand with your feet slightly apart like you do on the Recall. Close your eyes. Now reach for the sky with your arms & hands (don't hit your neighbor) while you take in a deep breath. Breathe in as deeply as you can. Hold it. Slowly exhale as you lower your arms & hands to your side. Open your eyes and be seated.

Congratulations, you just took part in a relaxation technique you can take to a show with you to relieve stress.

I strive to teach something in a way it can be practiced or replicated outside of the class setting. I try to set an example so that others can follow the same steps to learn to teach a class themselves. This is how I learned to teach obedience classes.

I try to DO things in class, not talk too much about what we are going to DO. Talking too much, in my opinion, is a downer for the dogs. People tend to zone out.

If we just go ahead and attempt to do an exercise with a BRIEF explanation and then I see someone that doesn't understand. I will stop everyone and have them watch as I demonstrate the exercise as I might teach it to my own dog. Remember, I'm trying to set an example for those who might be reluctant to teach because they don't know how.

Even this talk is WAY more talking that I usually do in class. Hope you aren't zoning out yet!

When I teach the more advanced classes there is an expectation that most people are working at a certain level, so less explanation should be needed at that point. But I won't hesitate to help someone that hasn't reached the skill level typical of the majority of that class.

If I were teaching a beginner level course. I usually follow this sequence.

Tell them what we are going to do. Briefly. Show them what we are going to do. Then DO IT.

Let the class demonstrate or practice doing the skill themselves. I might go around individually making sure each person is doing the skill properly, or I might just let the class do it on the

**Dog Training Club
of Dallas County, Inc.**

Celebrating

50 *Years*

Dog Training Excellence
1974-2024

Remembering 50 Years of DTCCDC

How I Organize or Prepare for My Classes

by Sandi Myers

(continued)

whole. Though just doing it as a whole you often don't catch people that might be doing something drastically wrong.

For instance, I judged our Show N Go the other day. I noticed someone was giving their Heel command after they had already stepped off. I've had this person in class a couple of different times, but this is not something that I would have noticed with group heeling. Hopefully we caught it in time to change to giving the command and then moving since now it might ingrained that they give the command after they move out on heeling.

If I might interject some of my personal philosophy when training: Do It Right From The Start. This way you are not having to retrain bad habits out of the handler or the dog. I also try not to bore my dog doing something with too many repetitions. Two or three times is plenty and leaves them wanting to do more. Don't keep doing something with your dog until they have done it so much they don't want to do it again. If you ate steak every day for every meal, would you really want to eat steak at all anymore?

Occasionally I use a set of notes for each week of the class. Each week has a plan that uses a foundation and builds the skill to a harder level in minute increments week by week until the final result/exercise is achieved.

I use A Teaching Phase with hands on a lots of praise and food help (luring, treating each step, lots of verbal praise). Next I might use food randomly to reinforce the initial teaching phase. And lastly, if teaching, hands on & praise aren't quite getting the message through, I might add a Correction Phase. A correction could be verbal disappointment or something physical - depends on the dog.

ALL CORRECTIONS also come with lots of praise. Follow this by proofing, basically building upon the skills that come from the foundation started.

Mostly my preparation for class is based on my own experiences over the last 30 years I've been training and showing. I bring my own mistakes and successes to the training floor. Each dog is different. I love learning many ways of doing things because you never know when that tidbit of information is going to help someone else or yourself. Many of my ideas have come from gathering of friends at the national, or training classes/seminars with other instructors.

We didn't have enough time to cover this in the talk, but here is an example of another exercise you can use to get rid of the jitters at a show.

Body Scan Relaxation Technique.

- Sit comfortable in your chair with your feet flat on the ground.
- Take a few breaths IN & OUT to relax, breathing in and out in slow, deep breaths.
- When you're relaxed and ready to start, shift your attention to your right foot.

**Dog Training Club
of Dallas County, Inc.**

Celebrating

50 *Years*

Dog Training Excellence
1974-2024

Remembering 50 Years of DTCCDC

How I Organize or Prepare for My Classes

by Sandi Myers

(continued)

- Take a moment to focus on the way it feels – how it feels against the floor, just focus on your right foot, how it feels in your shoe, do your toes have room to stretch and relax, feel the stress flowing out of the bottom of your foot. Hold those thoughts for a count of 5. Relax your right foot.
- Focus on the tension flowing away and focus on the way your foot feels as it becomes limp and loose.
- Stay in this relaxed state for a moment, breathing deeply and slowly.
- When you're ready, shift your attention to your left foot. How it feels against the floor, just focus on your left foot, how it feels in your shoe, do your toes have room to stretch and relax, feel the stress flowing out of the bottom of your foot. Hold those thoughts for 5. Relax your left foot.

You can do this at a show before you show. Don't forget to breathe.

You can move slowly up through your body, being aware of each part of your body and letting tension flow out of the bottoms of your feet, relaxing the muscle groups as you go.

A progressive muscle relaxation sequence could go like this:

- Right foot, left foot
- Right calf, left calf
- Right thigh, left thigh
- Hips & bottom
- Stomach (especially if you get butterflies before showing)
- Chest
- Back
- Right arm & hand, Left arm & hand
- Neck & Shoulders
- Face & Head

You focus on the sensations in each part of your body, isolating what makes you nervous and sending it out into the air or into the ground.

Don't forget to breathe.

Now go volunteer to teach a class, I know you can do it step by step!



Here are a few questions recently brought to my attention. I asked you for your insight. Here are a few answers sent in to the PawPrint:

1. Can you recommend a good holistic veterinarian in Dallas or Ellis counties?

No one responded to this. If you know of a good holistic veterinarian that you can recommend to a fellow member, please let us know and will will share in a future edition. pawprint@dogtraining.org

2. What is the best brand of vitamins for dogs?



A. I was told my my vet from San Antonio, (also a dear friend and a fellow dog lover/owner) that vitamins for dogs were needed “back in the day” when foods were not of the quality of today’s foods or when owners were feeding terrible brands (like Old Roy) but that now most dog foods contain vitamins and minerals in the food, even as additives so vitamins are not needed as a supplementation unless the dog has other underlying health issues that may necessitate extra vitamins or supplements of a particular kind.

An example of that would be: Dogs who have hip problems or joint issues and so should receive extra supplementation with glucosamine chondroitin.

Side note: My current vet (who is a well known reproductive specialist here in Dallas who works with many breeders in DFW) recommends Nutramax Dasuquin which vets sell in chewable pill form and this is also available at Chewy (without a prescription) in pills or soft chews and I am sure it is available on Amazon, maybe even pet stores. Not cheap but works really well. (One of my dogs has really bad hips and can become stiff and limp but these daily chews have made a big difference in his mobility.)

~ **Anonymous**



A. My choice for vitamins is Pawfy.

~ **Kinnie Hardaway**

If you have an answer for this question and didn't get a chance to submit it, please send it to: pawprint@dogtraining.org



3. How often should you bath your dog?



A. How often to bathe depends on the breed, age, coat, and activity of the individual dog.

- Conformation show Aussie, weekly bath with nails ground short & daily leave in conditioner, then bath at the show every 1-3 days depending on how heavy the coat is, feet washed before each show.

- Young dogs that play in the dirt and are not showing, monthly bath or more frequent if they get in something smelly.

- breeding dogs that have finished Championship, nails at least monthly and bath ever 1-3 months, but sooner if dirty or smelly.

- Performance/Obedience dogs that are actively showing and training, nails and bath before each show weekend.

- Very elderly dogs, nails, combing/brushing, and trimming coat every 1-2 months, but bath is usually every 3-4 months.

Too frequent bathing can leave the coat dry and the skin irritated and itchy.

Keeping the skin healthy and the coat shiny and free of mats and burrs is more important.

~ **Mary Ann Magness**



A. How often you should bathe your dog? Well, that depends. Coat type, coat texture, coat length, maintenance between grooming visits, maintenance between baths, what did your dog get into, or what your dog has to do, etc.

The health of your dog can effect how often a bath is given. Some older dogs may have oily skin, some can have drier skin so bath time is more or less.

If your pup has skin issues- bacterial infections, fleas, allergies, dry skin, etc., a bath may need to be given more often with special shampoos, whether over the counter or vet prescribed.

How often you bathe your pup will also depend on what your dog does.

Does your pup do a lot of couch lounging or plays hard in the back pasture with the neighbor's goats?

Does your dog do a lot of swimming in the backyard pool? Dock diving? Retrieving ducks on the lake, or splashing in the nearby creek? Whether in the pool, the pond, or at the beach, bath time will



be necessary afterwards. Chlorine and/ or salt water from the beach is tough on your dog's skin and coat. Not to mention you wouldn't want to cuddle up to Rover with him smelling like dried pond water.

Therapy dogs should be bathed before they go on any visit.



Show dogs have special grooming routines and are usually bathed before every show to look their best... depending on the breed.

If your dog has a rough and tumble play date with the another dogs at the dog park, to remove any excess dried slobber, muck and mud, a trip to the tub will be in order.

And if Fido comes face to tail with a skunk, multiple baths with some deep cleaning concoctions WILL DEFINITELY be necessary!

Having a shorter coat doesn't mean less bathing. Hairless breeds, Chinese Crested, Xoloitzcuintli, Hairless Rat Terriers, etc. may need to be bathed once a week.

Obviously, a long coated breed will require more grooming work- brushing, combing, scissoring, clipping, which can include more baths. Depending on the coat length and coat texture for instance, a dog with a medium coat, German Shepherd, Corgi, Border Collie, etc., may only need to be bathed every four to six weeks. While a long coated dog, such as the Maltese, Shih Tzu, Afghan Hound, Rough Collie, etc., may need to be bathed every two weeks. Sometimes more. And short coated pups, Greyhounds, Beagles, Dachshund, etc., may only need a bath every two to three months. A word of caution with double-coated dogs like the Siberian Husky, Shetland Sheepdog, German Shepherds, Old English Sheepdogs, etc., bathing too much can strip the natural oils, cause the coat to 'soften' which can cause more mats and tangles. And extra shedding. (This holds true really for all dogs.) Terriers, kept in their hard, wiry coats such as Wire Fox Terrier, Schnauzers, West Highland White terriers, etc., may only need to be bathed every few months.



Just be sure, when you do give your pup a bath- rinse and rise and rinse. And when you're done rinsing, rinsing again. Also, brush your pup often between baths. It makes for great bonding time!

There is a lot of 'depends' with how often you should bathe your dog but as the best saying goes- give your pup a bath when they are no longer huggable.

~ **Kristal Hatcher**

(whose two Whippets had to have a bath after they rolled in dead earthworms- ick!)

If you have an answer for this question and didn't get a chance to submit it, please send it to:
pawprint@dogtraining.org

Advanced Rally Class Photos



The top two photos were taken by PawPrint photographer Kadee Inglehart.

The bottom photo was taken by her mom Miriam Inglehart.



Thank you to Melissa Chojnacki, Stephanie Schoolcraft and Shelley Carr for volunteering to assist with the CGC tests held on February 24.

We also want to thank Terri Schurr for organizing the testing.

S.T.A.R. PUPPY



Awarded
February 7, 2024
Congratulations to:

- *Miriam Inglehart & Tigré*



Kadee Inglehart, shown here, completed her first session as a class assistant. They had a double celebration!



CANINE GOOD CITIZEN (CGC)



**Titles earned on
February 24, 2024**

Congratulations to:

- *Lexi Moore & Freddie*
- *Daniel Hill & Ellie*



TRICK DOG TITLES



**Titles earned on
February 24, 2024**
Congratulations to:

- *Lexie Moore & Freddie - TKN*
- *Lexie Moore & Aleppo - TKN*
- *Daniel Hill & Ellie - TKN*



TKN = Novice Trick Dog TKI = Intermediate Trick Dog TKA = Advanced Trick Dog TKP = Trick Dog Performer
TKE = Trick Dog Elite Performer

TRICK DOG TITLES



Titles earned
February 7, 2024
Congratulations to:

- *Jan Bruner & Ace - TKN, TKI*
- *Pam White & Opal - TKA*



TKN = Novice Trick Dog TKI = Intermediate Trick Dog TKA = Advanced Trick Dog TKP = Trick Dog Performer
TKE= Trick Dog Elite Performer

DTCDC LIBRARY

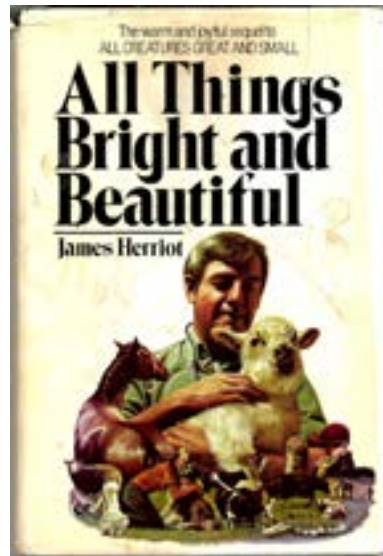
Recommended Resources:



Competitive Obedience Training for the Small Dog by Cecil & Darnell

Competition/Sports

Training a small dog is different! This book is the result of experimenting and improvising, making mistakes and learning from them.




All Things Bright and Beautiful by James Herriot

Fiction


James is now married, and he and Helen live on the top floor of Skeldale House, while his former boss, now partner, Siegfried lives downstairs with Siegfried's brother Tristan. James continues the rich and rewarding day-to-day life of a small-town veterinar-

ian, and we journey with him across the dales meeting a whole new cast of unforgettable characters-- humans, dogs, horses, lambs, parakeets-- all of them drawn with the same infinite fascination, affection, and insight that have made Herriot one of the most beloved authors of our time.



How To Massage Your Dog (1995) by Jane Buckle

Health



Four Paws, Five Directions: A Guide to Chinese Medicine for Cats and Dogs by Cheryl Schwartz, DVM

Health


Welcome to the world of traditional Chinese medicine-for cats and dogs! For the growing number of animal lovers seeking an alternative to Western medicine, this thoughtful and comprehensive approach to home animal care is a virtual godsend.

A complete list of the library's current holdings is listed on the DTCDC website. Here is the link: <http://www.dallasdogtraining.org/members/dtcdd-library/>

Do you have a book or DVD you would like to see in our library? Or other suggestions for the library committee?

Contact: Lisa Gonzales, Robin Vogel or Lana Shuman





Legislative Liaison Update

National, State and Local

AKC sent out a notice in February asking for help opposing House of Representatives Bill 5041 and Senate Bill 2555. Both pertain to the issue of allowing the U. S. Department of Justice (DOJ) to avoid the enforcement of federal dog breeder licensing under the Animal Welfare Act (AWA) by the U.S. Department of Agriculture (USDA). These bills would shift authority over to the DOJ which is not staffed by animal experts and will focus more on filing charges, seizing animals and imposing penalties as opposed to improving animal husbandry. These bills could also potentially undermine or remove current exemptions from licens-

ing for small hobby breeders.

You can find your Congressional Representatives here: <https://www.congress.gov/members/find-your-member>

AKC suggests you use the following when reaching out to your members of Congress:

Talking Points:

- Explain you are a constituent.
- Ask them to oppose HR 5041 and SB 2555, the so-called “Better Care for Animals Act”.
- Tell them it will do precisely the opposite of its name by removing crucial animal experts from the chain of animal welfare oversight. Removing subject matter expertise will undermine both animal care and enforcement of violations.
- DOJ does not have staff, veterinarians or experts in animal husbandry and behavior that are experienced in evaluating AWA compliance or enforcement.
- Rather than creating more efficiency, these bills (HR 5041 & SB 2555) create redundant and potentially conflicting authorities and jurisdictions. This will cause greater bureaucracy and expand the backlog of cases at the DOJ.
- Removal of exemptions for small activity such as hobby breeders will also create greater strain on the limited resources of federal agencies charged with AWA oversight of professional breeders.
- The measure is unnecessary as the USDA already can and does seek assistance from the DOJ when appropriate.
- The bills allow owners to be required to pay for the costs of boarding and care of seized animals while legal proceedings are pending, regardless of the outcome – with no provision for restitution.
- Instead, suggest an alternate solution to address lawmakers’ animal care concerns: Ask your members of Congress to instead support additional financial resources for USDA Animal Care enforcement, so they can appropriately enforce the requirements they already have.

To learn more details about USDA Dog Breeder Licensing use this link:

https://s3.amazonaws.com/cdn-origin-etr.akc.org/wp-content/uploads/2022/03/25111833/USDAAPHIS-Regulations-Information_2022-update-two-sided1.pdf

Dog Training Club
of Dallas County, Inc.

Celebrating

50 Years

Dog Training Excellence
1974-2024

604 Crestside Drive
Duncanville, Texas 75137

Show & Go

Saturday, April 13, 2024

Pre-Entries Only


Limited to 8 hours of ring time



Classes Offered:	Utility, Grad Open, Open, Grad Nov, Novice, Beg Nov
Details:	\$9.00 first five minutes \$1.00 each additional minute (5-minute minimum/10-minute maximum) Doors open at 7:30 a.m. Any Entry May Do Group Sit/Down Stay Exercise
Pre-Entry Details:	“Events” on DTCDC website: dallasdogtraining.org Link active March 29: DTCDC Show & Go Entries open @ 6 a.m. Friday, March 29 Entries close @ Noon Friday, April 12 (or when limit is reached) Run-thru emails will be sent the evening of April 12 at the latest.
Upcoming Dates:	June 1, July 6
Questions:	Marilyn Hopkins, Chair (469) 236-4736 hopkinsmarilyn2@gmail.com



KUDOS



“The floors look brand new.”

Special thanks to the Building Maintenance team for replacing the tape on the floor mats over Thanksgiving. A little birdie told the PawPrint that Lisa Wharton, Parker Key, and Ruth and Vernon Miles wanted to make sure the floors looked great for the Winter Social. We previously reported on the crew that cleaned the floor before the tape was replaced. Thank you!

Photos provided by Vicki Jackson



Name	Lilha Finger
City	Cedar Hill
Cell phone	214-881-4999
Email	lbfinger07@gmail.com
Birthday	10/11
Call name	Benjamin
Breed	Goldendoodle
Call name	Meisha
Breed	Boxer
Call name	Charley
Breed	Boxer
Call name	Skip
Breed	Yorkshire Terrier
Call name	Winnie
Breed	All American - Chihuahua/ Dachshund




(Left to right) Lilha Finger was introduced by Shelley Carr, membership chairman. Lilha was unanimously voted in.



DTCDC
Bulletin Board

APRIL GENERAL MEETING

APRIL 9 @ 7 P.M.



APRIL PAWPRINT

THEME: Have you used acupuncture to help your dog with pain? Please share your experience.

DUE DATE: Wed., March 20 (or earlier)

UPCOMING MONTHLY THEMES:

MAY	CANINE CHIROPRACTIC TREATMENT
JUNE	COLD LASER THERAPY
JULY	AQUATIC PHYSICAL THERAPY

Do you have a monthly theme idea that you would like to see in the upcoming PawPrint editions? Please share them with Lana Shuman at:
pawprint@dallasdogtraining.org



APRIL 2024 DOG CALENDAR:

- National Greyhound Adoption Month
- National Heartworm Awareness Month
- National Pet First Aid Awareness Month.
- Prevent Lyme Disease in Dogs Month
- Active Dog Month.
- National Canine Fitness Month
- April 1: International Bull Terrier Day
- April 1-7: National Raw Feeding Week
- April 1-7: International Pooper Scooper Week
- April 4: World Stray Animals Day
- April 6: Every Day is Tag Day
- April 7: National Pet Health Insurance Day
- April 8: National Dog Fighting Awareness Day
- April 8-15: Dog Bite Prevention Week
- April 9-15: Animal Control Officer Appreciation Week
- April 10: National Hug Your Dog Day
- April 11: National Pet Day
- April 11: Dog Therapy Appreciation Day
- April 14-20: Animal Care and Control Appreciation Week
- April 14-20: National Dog Bite Prevention Week
- April 17-23: National Pet ID Week
- April 18: Pet Owners Independence Day
- April 21: Bulldogs are Beautiful Day
- April 17-22: National Pet ID Week.
- April 19: National Dog Parent Appreciation Day
- April 22: National Beagle Day
- April 22: Pet Tech CPR Day
- April 23: National Lost Dog Awareness Day
- April 24: International Guide Dog Day
- April 26: National Kids & Pets Day
- April 27: National Little Pampered Dog Day
- April 27: World Veterinary Day
- April 28: National Pet Parents Day
- April 28: International Search & Rescue Dog Day
- April 30: Adopt a Shelter Pet Day



There are scholarships currently available by the club. If you know a worthy recipient for them, please contact a DTCCDC Board member or Training Committee member.



TERRI CLARY MEMORIAL SCHOLARSHIP

In keeping with the club's mission and in recognition of the hard work of both dog and handler, the Terri Clary Memorial Scholarship is awarded to the canine/handler pair that has made the most progress overcoming significant training challenges. This Scholarship allows dog and handler to come back to the next session of beginner obedience classes, free of charge, to allow them both to meet their goals.

JUNIOR SCHOLARSHIP

A club member has anonymously given \$1000 to start a Junior Scholarship and have this open to other members donating to keep it going. Eligible young people age 16 or younger with a GPA (Grade Point Average) of 3.0 are eligible. The student may receive it twice and will be eligible to receive help for their first year of membership in the club. Please let Margaret Culbertson know if you are aware of a student who qualifies and wants training for their dog. Further details will be available soon. Monies for the fund may be submitted using the small lock box in the cabinet inside the main door to the building. Simply put the money or check in an envelope and mark the outside of the envelope for Junior Scholarship.





Amy Witmer brags:



On 2/17/24, I was in Wichita Falls, TX, with my boy, Wager (Waterbound Place Your Bets), to participate in our third rally obedience trial – this one hosted by the Obedience Training Club of Wichita Falls. We got our third win in the novice class (with a score of 100 and a second place finish) to add an “RN” to Wager’s registered name and move on to the intermediate class. What a great day it was! We are so grateful for the training we’ve gotten in our DTCCDC classes and look forward to more of the same.

Jan Bruner brags:



Ace earned his Trick Dog Novice and Intermediate titles at the conclusion of our Session 1 trick dog class! Thanks to the club and instructor Michele Hosey!

Jane Palmer brags:



My Red Tri Australian Shepherd “Jenny.” MPossible Scarlet Valkyrie, earned her RN (Rally Novice) title on 1-27-24 at Tarrant County ASC in Azle. Her first 3 Qualifying scores were in the upper 190’s. Yes, I’m very pleased with her! Good girl, Jenny!



Jose Rodriguez and Steve Weir brag:



Eichler & Ruffino are both eligible for 2024 AKC Rally Nationals. Way to go pups!

Kinnie Hardaway brags:



Piper earned her Novice UKC HD title at the recent McKinney trial. She also got four (4) 1st place ribbons while there!



Madison Gover brags:



Dal-Tex Basset Hound Club had their first field trials and HPT (Hunting Performance Test) in 27 years. Harper got 4th place in the field trial and Q'ed in her HPT!

Miriam Inglehart brags:



Tigré completed his Puppy class and passed the AKC Star Puppy requirements at our Club on February 7. He is the 3rd of 4 Ovelherio Gaucho (Brazilian collies) in the U.S. and the first to earn any title in the U.S. He will continue with us in Beginner Novice Obedience and Conformation classes.



Shari Price Brags:



Ozzy received his Novice B rally title this weekend at the Wichita Falls trials. I entered him on a whim. For over a year he has gone to the club while we worked Sedona and the Aussies. I would always give him a run through the rally course so he didn't feel left out. He can do some signs at all levels. I decided to chance it in Wichita Falls and entered him in novice for all 3 days. He earned a 90, 96 and 86 – I am so proud of him!



Vicki Jackson brags:



The weekend of February 3-4, Jackson earned some nosework titles:


Handler Discrimination Excellent Title

Placing in her second run to earn HD Excellent Title.

Vehicle Elite Title

Ran twice qualifying to earn Vehicle Elite Title placing 2 in each run.

Jackson has now earned her Handler Discrimination Excellent title in UKC Nosework, her Vehicle Elite title in UKC Nosework., and her AKC CD. She is now Hope vom Germelhaus CD



Jan Hitchborn brags:

We went to a NTNWC UKC nosework trial in McKinney February 2-4, 2024. My pups were in 14 runs, qualified in 12, placed in 11. Skye worked some advance and novice legs to finish up those championships. Logan came on Sunday for two runs in superior vehicles and master exterior and aced them with firsts in both. In a way we had a "play time" weekend. Oliver is settling into this sport nicely, but a short fast squall littered the ground with leaves and some sort of berries and his last advance vehicle run was a bust. Too much other stuff. The squall stopped just before Skye's last vehicle run and the judge said, "A rainbow has just come out for Skye" as it came out just as we stepped thru the door to search vehicles. It was captured by the timer and sent to me. It started to fade in the clouds as we left the area. Great weekend. I share here photos of successes and some photos received from the photographers on site, and, of course, Skye's rainbow.



Skye



Oliver



Logan

